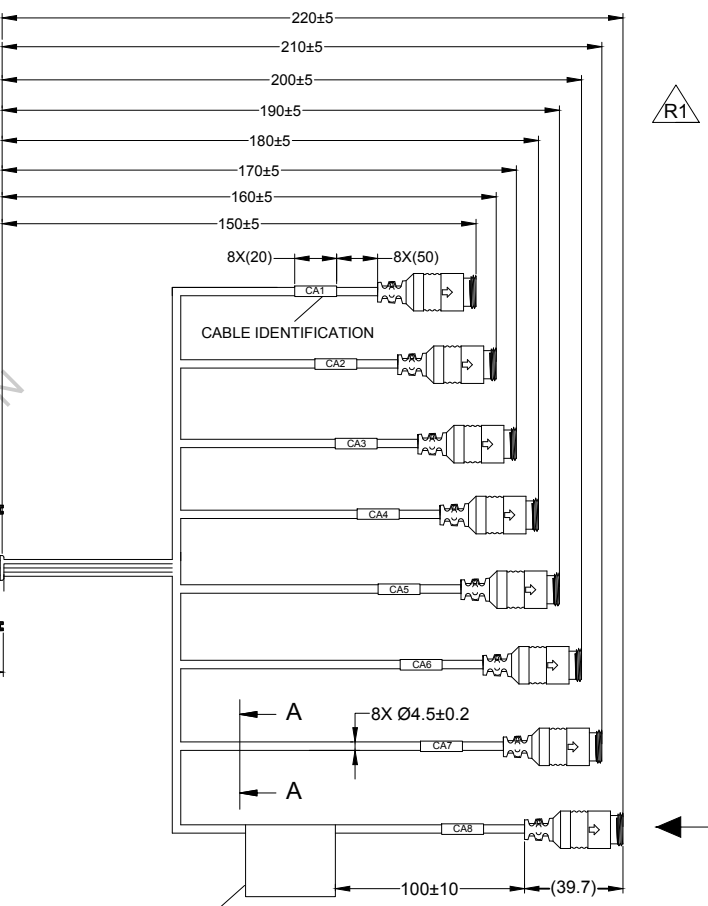
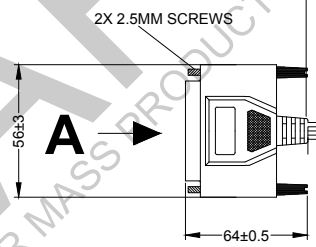
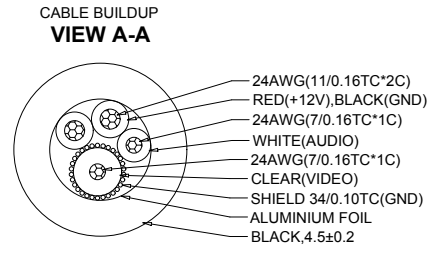
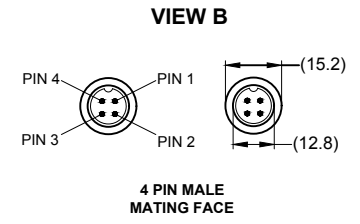
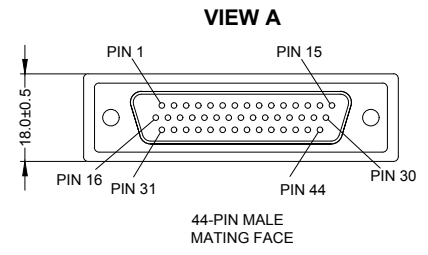


Revision Notes:
 R1 - UPDATED CONNECTOR LENGTHS TO INCLUDE CONNECTORS
 APA: E.PANG Drawn:L.PILLAY Checked:L.BRAR Approved:B.JOHN Date: 09/11/2015



'VIEW A' CONNECTION MATRIX

PIN NUMBER	1	2	3	4	5	6	7	8	9	10	11	12	13	14	15	16	17	18	19	20	21	22	
CA1	4	3	-	-	-	-	-	-	-	-	-	-	-	-	-	-	2	-	-	-	-	-	-
CA2	-	-	4	-	-	-	-	-	-	-	-	-	-	-	-	-	2	3	-	-	-	-	-
CA3	-	-	-	4	-	-	-	-	-	-	-	-	-	-	-	-	-	-	2	-	-	-	-
CA4	-	-	-	-	4	3	-	-	-	-	-	-	-	-	-	-	-	-	-	2	-	-	-
CA5	-	-	-	-	-	-	4	-	-	-	-	-	-	-	-	-	-	-	-	-	2	-	-
CA6	-	-	-	-	-	-	-	4	-	-	-	-	-	-	-	-	-	-	-	-	-	-	2
CA7	-	-	-	-	-	-	-	-	4	3	-	-	-	-	-	-	-	-	-	-	-	-	-
CA8	-	-	-	-	-	-	-	-	-	-	4	-	-	-	-	-	-	-	-	-	-	-	-
WIRE COLOUR	CLEAR	WHITE	CLEAR	CLEAR	CLEAR	WHITE	CLEAR	CLEAR	CLEAR	WHITE	CLEAR	-	-	-	-	-	BLACK	BLACK	WHITE	BLACK	BLACK	BLACK	BLACK
DESCRIPTION	VIDEO	AUDIO	VIDEO	VIDEO	VIDEO	AUDIO	VIDEO	VIDEO	VIDEO	AUDIO	VIDEO	-	-	-	-	-	GND	GND	AUDIO	GND	GND	GND	GND

PIN NUMBER	23	24	25	26	27	28	29	30	31	32	33	34	35	36	37	38	39	40	41	42	43	44	
CA1	-	-	-	-	-	-	-	-	1	-	-	-	-	-	-	-	-	-	-	-	-	-	-
CA2	-	-	-	-	-	-	-	-	-	1	-	-	-	-	-	-	-	-	-	-	-	-	-
CA3	-	-	-	-	-	-	-	-	-	-	3	1	-	-	-	-	-	-	-	-	-	-	-
CA4	-	-	-	-	-	-	-	-	-	-	-	1	-	-	-	-	-	-	-	-	-	-	-
CA5	-	-	-	-	-	-	-	-	-	-	-	-	1	3	-	-	-	-	-	-	-	-	-
CA6	3	-	-	-	-	-	-	-	-	-	-	-	-	-	1	-	-	-	-	-	-	-	-
CA7	-	2	-	-	-	-	-	-	-	-	-	-	-	-	-	1	-	-	-	-	-	-	-
CA8	-	-	2	3	-	-	-	-	-	-	-	-	-	-	-	-	1	-	-	-	-	-	-
WIRE COLOUR	WHITE	BLACK	BLACK	WHITE	-	-	-	-	RED	RED	WHITE	RED	RED	RED	WHITE	RED	RED	RED	-	-	-	-	-
DESCRIPTION	AUDIO	GND	GND	AUDIO	-	-	-	-	+12V	+12V	AUDIO	+12V	+12V	+12V	AUDIO	+12V	+12V	+12V	-	-	-	-	-

- NOTES:
- TO BE SUPPLIED IN PRESS SEAL BAG.
 - PACKAGING AND LABELING DEFINED BY OPERATIONS AND MATERIALS.
 - ANY CUSTOMER MODIFICATION OF THIS PRODUCT CAUSING SUBSEQUENT FAILURE IS NOT A LIABILITY OF BRIGADE ELECTRONICS GROUP PLC.
 - FOR LATEST REVISION OF CABLE LABEL REFER TO DRAWING BE-003113-XX-15.
 - CABLE IDENTIFICATION LABELS ARE FREE TO MOVE ALONG THE CABLES.

PROPRIETARY NOTICE
 THIS DESIGN AND TECHNICAL INFORMATION APPEARING ON THIS DRAWING IS THE PROPERTY OF BRIGADE ELECTRONICS, AND IS DISCLOSED IN CONFIDENCE. IT IS NOT TO BE COPIED, REPRODUCED, REVEALED TO OR EXPROPRIATED BY OTHERS, EITHER IN WHOLE OR IN PART WITHOUT THE EXPRESS WRITTEN CONSENT OF BRIGADE ELECTRONICS.



Assembly Pl Approval K.XIONG	Approved by B.JOHN	Checked by R.BATES	Drawn by A.FEDERIGHI
Angle of Projection Third Angle	Units mm	Scale N/A	Released 00/00/00
Status DRAFT	Assembly Ref 01.05.01.04.06.93		
Part No 4880	MDR-408-VIC BE-003100-01-15		